

Air travel goes boom

The number of passengers taking Chinese airlines has increased at an extraordinarily fast rate in the past decade. Perhaps no better evidence of the boom in air travel exists than the fact the Beijing International Airport became the second busiest airport in the world in 2010.

9:15 AM, WHEN 1,056 AIRCRAFTS ARE ABOVE OUR HEADS

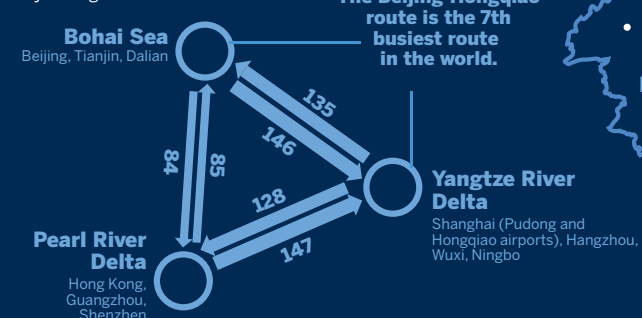
China's sky has never been so busy before. This map shows the number of commercial flights in progress on most days at 9:15 AM, one of the busiest times for air travel.

Each dot on the map represents a commercial flight departing or arriving at one of 54 main Chinese airports.



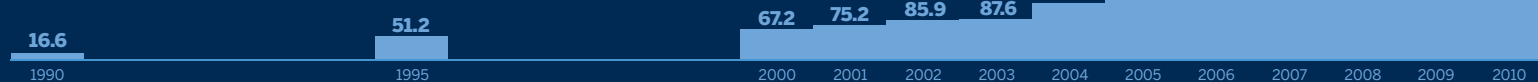
Number of flights between most populated parts of China

Daily average



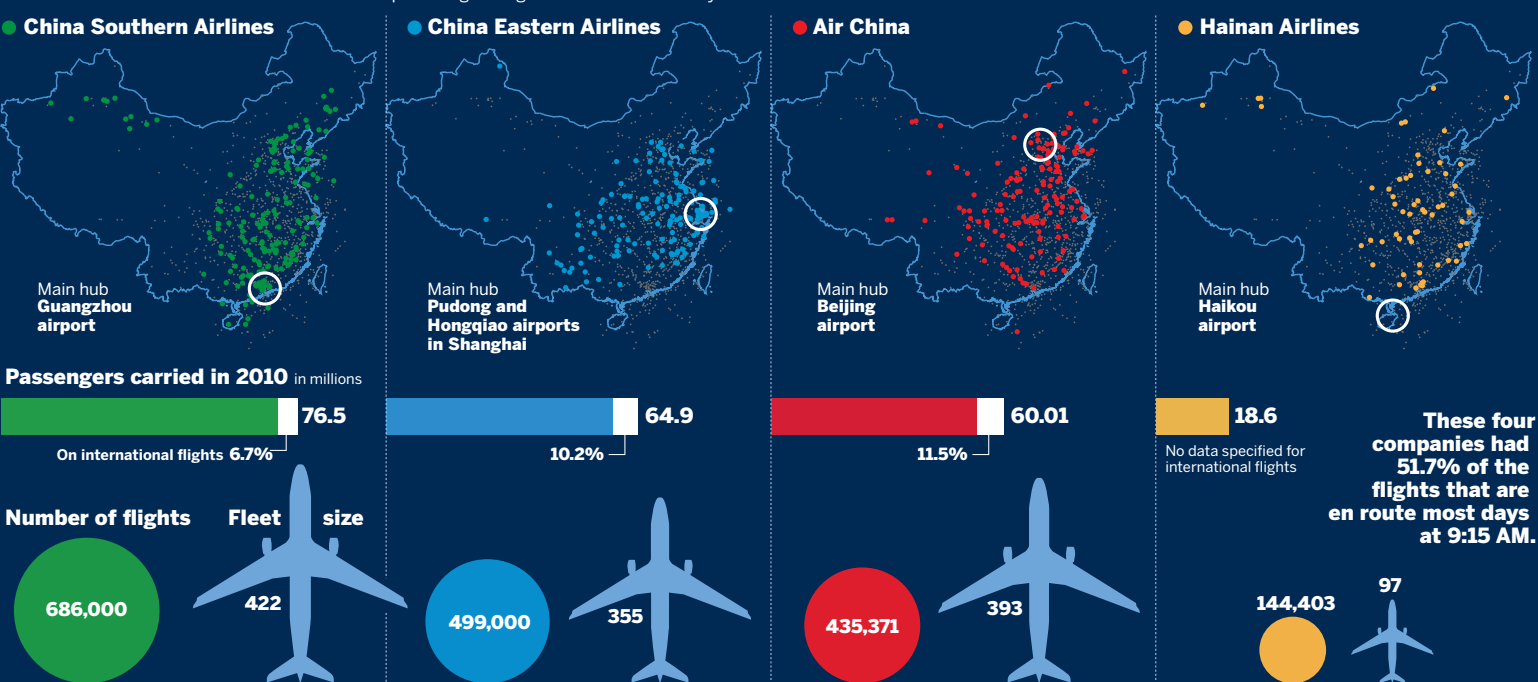
Increase in passenger traffic in China

Millions of passengers

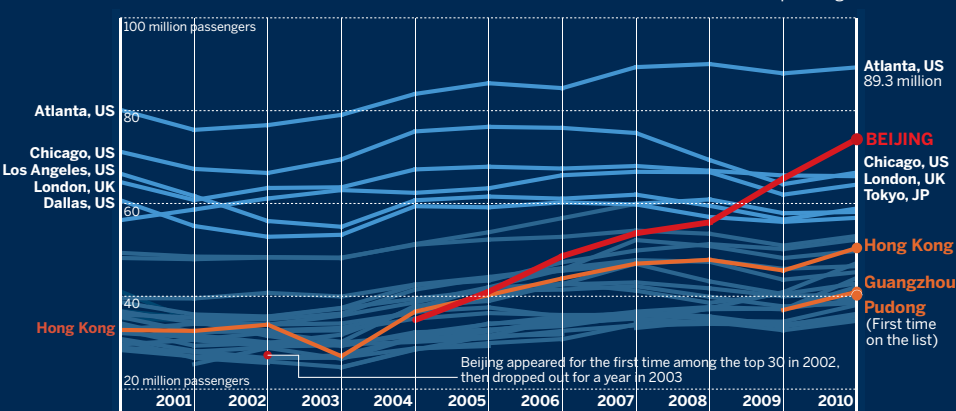


TOP 4 DOMESTIC AIRLINES

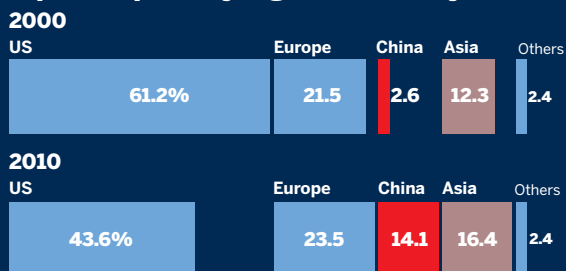
Map showing the flights en route on most days at 9:15 AM



PASSENGER DATA FOR BUSIEST 30 AIRPORTS 2000-2010, millions of passengers



Percentage of passengers at top 30 airports by region or country



Sources: China Southern Airlines, China Eastern Airlines, Air China, Hainan Airlines, Airports Council International, Civil Aviation Administration of China, Centre for Asia Pacific Aviation, People's Daily, Shanghai Airport Group Company, Hong Kong International Airport, Taiwan Taoyuan International Airport, National Bureau of Statistics and flightstats.com

XAN SABARIS / CHINA DAILY

Ranking of top 20 Chinese airports

- Beijing**
1 in China
2 in world
73.95 million passengers in 2010
- Hong Kong**
2 in China
11 in world
50.9 million passengers in 2010
- Guangzhou**
3 in China
19 in world
40.97 million passengers in 2010
- Pudong Shanghai**
4 in China
20 in world
40.6 million passengers in 2010
- Hongqiao Shanghai**
5 in China
31.3 million passengers in 2010
- Shenzhen**
6 in China
26.7 million passengers in 2010
- Chengdu**
7 in China
25.8 million passengers in 2010
- Taipei**
8 in China
25.1 million passengers in 2010
- Kunming**
9 in China
20.2 million passengers in 2010
- Xi'an**
10 in China
18.0 million passengers in 2010
- Hangzhou**
11 in China
17.1 million passengers in 2010
- Chongqing**
12 in China
15.8 million passengers in 2010
- Xiamen**
13 in China
13.2 million passengers in 2010
- Changsa**
14 in China
12.6 million passengers in 2010
- Nanjing**
15 in China
12.5 million passengers in 2010
- Wuhan**
16 in China
11.6 million passengers in 2010
- Qingdao**
17 in China
11.1 million passengers in 2010
- Dalian**
18 in China
10.7 million passengers in 2010
- Sanya**
19 in China
9.3 million passengers in 2010
- Urumqi**
20 in China
9.1 million passengers in 2010